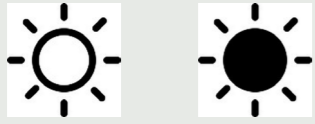


Tuin onderlegger

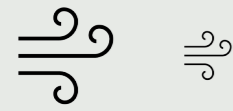
Noordzijde

Aan welke zijde
bevindt zich uw
woning?

Zon- Schaduw



Wind- Luwte



Nat- Droog



Groen - Stenig



Biodivers


Bio-arm



Open - Besloten



Warm - Koel




Geluid - Stilte




Tuin

Westzijde



Oostzijde



Zuid



Windrichting

